

PRACTICALLY APPLYING RIT

PRESENTED BY THE
WASHINGTON COUNTY TRAINING
OFFICERS RIT COMMITTEE

- You've carefully thought out all the angles.
- You've done it a thousand times.
- It comes naturally to you.
- You know what you're doing, it's what you've been trained to do your whole life.
- Nothing could possibly go wrong, right ?

Think Again.



Chris Forkner

WHAT IS R.I.T.?

R.I.T. IS
FIRE FIGHTERS SAVING FIRE
FIGHTERS

“REMEMBER!!!

- YOU MAY NOT ALWAYS HAVE TO USE EACH AND EVERY TECHNIQUE TAUGHT IN THIS PROGRAM TO ACCOMPLISH A FIREFIGHTER RESCUE. IF A TECHNIQUE IS WORKING, USE IT! IF IT IS NOT, TRY SOMETHING ELSE! THE PURPOSE OF THIS PROGRAM IS TO GIVE YOU OPTIONS. A SAFER AND QUICKER REMOVAL TIME SHOULD BE THE END RESULT.” Jim Crawford

“REMEMBER!!!

NO ONE IS COMING FOR US,
BUT US!!!

WE HAVE TO BE GOOD AT
THIS...” Jim Crawford

REMEMBER

- IT DOES NOT STOP HERE
- TAKE THIS BACK TO AS MANY PEOPLE AS POSSIBLE
- THINK OUTSIDE THE BOX
- CONTINUE YOUR EDUCATION
- ADD AS MANY TOOLS TO YOUR TOOL BOX AS POSSIBLE

OUR OBJECTIVE:

TO MAKE YOU AWARE OF
“T.E.A.R.”

RIT COMMITTEE MEMBERS

- LT. BRAD SCHAEFER
- ASST. CHIEF CHUCK RUETTEN
- CPT. SHAWN SELODE
- CPT. ROB STUESSER

SPECIAL THANK YOU

(INSTRUCTORS)

- RICK HANKE
- KEN VLASAK
- TIM ROSKOPF
- SCOTT RISSE
- BRAD SCHAEFER
- CHUCK RUETTEN
- SHAWN SELODE
- ROB STUESSER

SPECIAL THANK YOU (HELPING SET UP THE HOUSE)

- CHUCK RUETTEN
- RICK HANKE
- SCOTT RISSE
- JOHN WESTENBERGER
- TIM ROSKOPF
- ANDY RITTER
- TOM SIMON
- BRAD SCHAEFER
- CHRIS EHRETT

SPECIAL THANK YOU

(SUPPORT PERSONNEL)

- GREG LIGHTHIZER
- JOHN WESTENBERGER
- STEVE MECHENICH


DISCLAIMER

- THESE TECHNIQUES ARE BY FAR NOT ALL THE RIT TECHNIQUES AVAILABLE TODAY
- THIS TRAINING IS DESIGNED TO GET YOU STARTED IN THE RIT THOUGHT PROCESS
- REMEMBER THE MORE TOOLS AVAILABLE IN YOUR TOOL BOX THE BETTER YOU WILL BE PREPARED

AGENDA

- INTRODUCTIONS
- RIT TEAM SET-UP
- AIR MASK FAMILIARIZATION
- FOUR SESSIONS; BOTTLE SWITCH
OVERS, FF DRAGS, INTERIOR WALL
BREACH, WINDOW ENLARGEMENT-
45 MIN. EACH
- SCENARIOS

INTRODUCTIONS



RIT TEAM SET-UP

BRAD SCHAEFER

- REQUESTING A RIT TEAM
- WHAT A RIT TEAM DOES UPON ARRIVAL ON SCENE
- THE T.E.A.R PRINCIPLE
- WHAT NEEDS TO HAPPEN IF THE RIT TEAM IS NEEDED

AIR MASK FAMILIARIZATION TIM ROSKOPF

- GETTING TO KNOW THE LOCATIONS OF THE KNOBS AND BUTTONS OF OUR AIR MASKS
- BECOMING COMFORTABLE IN AN UNCOMFORTABLE SITUATION

BOTTLE SWITCH OVERS

TIM ROSKOPF AND RICK HANKE

- QUICK FILL SYSTEMS
- LOW PRESSURE HOSE-BELT MOUNTED REGULATORS
- MASK MOUNTED REGULATORS
- AIR MASK CHANGE OVER



FF DRAGS

CHUCK RUETTEN

- FLAT SURFACE
- UP STAIRS
- DOWN STAIRS



WALL BREACH

KEN VLASAK

- BREACHING DRYWALL
- BREACHING LATHE AND PLASTER
- ENTERING AND EXITING ROOMS IN AN UNCONVENTIONAL WAY



WINDOW ENLARGEMENTS

SCOTT RISSE AND ROB STUESSER

- MAKING AN ENLARGED OPENING IN AN OUTSIDE WALL TO REMOVE A OFF OR TO ENTER A STRUCTURE



SCENARIOS

- APPLYING THE TECHNIQUES WE WILL LEARN TODAY



RIT TEAM SET-UP

WHEN SHOULD A RIT TEAM
BE REQUESTED?

A RIT TEAM SHOULD BE REQUESTED UPON THE CONFIRMATION OF

- A WORKING STRUCTURE FIRE
- A WATER RESCUE
- A HAZ-MAT CALL
- OTHER INCIDENTS ?

**HOW IS A RIT TEAM
REQUESTED?**

REQUEST A RIT TEAM FROM
YOUR DISPATCHER

UPON ARRIVAL AT SCENE

PARK THE VEHICLE FAR
ENOUGH AWAY FROM THE
FIREGROUND TO LEAVE
ROOM FOR SUPPRESSION
ACTIVITIES

THE TEAM REPORTS TO IC

- HOW MANY FIREFIGHTERS ARE IN THE BUILDING?
- HOW LONG HAVE THEY BEEN INSIDE?
- WHAT TYPE OF AIR MASK DO THEY HAVE?
- DO THEY HAVE 30 OR 45 MIN BOTTLES?

RIT TEAM (TWO MEMBERS AT A TIME)
PERFORMS A SIZE-UP TAKING NOTE OF

- ENTRANCES/EGRESSES OF WORKING UNITS
- FIRE CONDITIONS
- BUILDING CONSTRUCTION
- SIZE OF BUILDING
- OCCUPANCY
- FIRE LOCATION
- EXTENT OF THE FIRE
- PROGRESS OF OPERATION

THE RIT TEAM (TWO MEMBERS NOT
DOING THE SIZE-UP) SET UP THE
STAGING AREA

- ORANGE TARP (TOOL PLACEMENT)
- SCBA/FACE PIECE (EACH MEMBER)
- SCBA-COMplete WITH FACE PIECE,
OR RIT BAG, (MAY BE PROVIDED BY
REQUESTING DEPARTMENT)
- ROPE-100 FT MINIMUM
- THERMO-IMAGING CAMERA (IF
AVAILABLE)

IN THE STAGING AREA SHOULD BE

- 1 OFFICER (TEAM LEADER), 3 FIREFIGHTERS
- HAND LINE
- 2216 SPARE BOTTLE
- IRONS (FLAT HEAD AXE/HALLIGAN)
- HAND LIGHTS
- STOKES BASKET (IF AVAILABLE)
- 2-PORTABLE RADIOS

THE TEAM LADDERS ONE
SIDE OF THE BUILDING,
AND/OR THE ROOF
PROVIDING A SECOND EGRESS
FOR UNITS WORKING ON THE
SECOND FLOOR AND/OR THE
ROOF

THE TEAM ESTABLISHES
ANOTHER HOSE LINE TO
THE ENTRY POINT OF THE
MAJORITY OF THE
INTERIOR TEAMS, HOOKED
UP TO AN ENGINE AND
CHARGED (TEAM LEADERS
DISCRETION)

THE TEAM MONITORS RADIO
CHANNELS FOR (AT LEAST ONE
MEMBER IS DEDICATED TO THE
RADIO)

- MAYDAY SIGNALS
- CALLS FROM COMMAND
- VISUAL NEEDS FOR TEAM

IF THE RIT TEAM IS NEEDED

- ESTABLISH ANOTHER RIT TEAM
- CALL FOR AN AMBULANCE
- CALL FOR EXTRA FIRE UNITS
- DETERMINE ENTRY POINT
- DETERMINE EXTRICATION TOOLS
INITIALLY NEEDED

IF THE RIT TEAM IS NEEDED

- ONE FIREFIGHTER OR OFFICER ASSISTS COMMAND WITH RIT OPERATION
- ASSIGN THE FIREGROUND A NEW RADIO FREQUENCY, ASSIGN THE RIT OPERATION TO THE SAME FREQUENCY THE DOWNED FF'S RADIO IS ON

“REMEMBER!!!

- IF THE FIRE CONDITIONS ARE SO ADVANCED OR THE CONDITIONS OF THE BUILDING IS SO POOR THAT THE RESCUERS HAVE A GOOD CHANCE OF LOSING THEIR LIVES, **RESCUE SHOULD NOT BE ATTEMPTED.** UNDER SUCH CONDITIONS IT IS UNLIKELY THE VICTIM WOULD BE ALIVE.” Jim Crawford

CREW MEMBER ASSIGNMENT

THE T.E.A.R PRINCIPLE



- T-TEAM LEADER
- E-EXTRICATION
- A-AIR
- R-ROPE

TEAM LEADER

- COMMUNICATES PROGRESS AND RECEIVES ORDERS FROM COMMAND
- PROVIDES GUIDANCE TO THE TEAM MEMBERS INCLUDING THE WAY OUT TO THE FFs DRAGGING THE DOWNED FF

EXTRICATION

- CARRIES IRONS OR OTHER TOOLS SUSPECTED TO BE OF NEED
- CARRIES WIRE CUTTERS
- FREES THE DOWNED FF FROM OBSTRUCTIONS AND RESTRICTIONS
- ASSISTS WITH THE AIR BOTTLE SWITCH OVER AND FF REMOVAL

AIR


- CARRIES AN EXTRA AIR SUPPLY, RACK OR AIR BAG (DEPENDING ON THE DEPARTMENT)
- ENSURES THE DOWNED FF HAS AN ADEQUATE AIR SUPPLY AND SWITCHES THE AIR SUPPLY IF NEEDED
- HELPS REMOVE THE DOWNED FF

ROPE

- CARRIES THE SEARCH ROPE
- DEPLOYS THE SEARCH ROPE ON THE WAY IN
- PICKS UP THE SEARCH ROPE ON THE WAY OUT

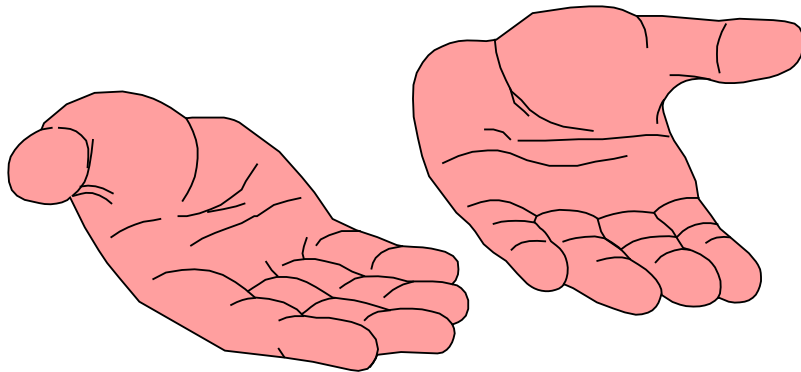
DEMONSTRATION

- TEAR PRINCIPLE



AIR MASK
FAMILIARIZATION

HANDS ON TRAINING



- BOTTLE SWITCH OVER
- FF DRAGS
- INTERIOR WALL BREACH
- WINDOW ENLARGEMENT

For more information on the
content of this program or to use
this program contact:

Brad Schaefer

Slinger Fire Department
bschaefer@nconnect.net

1-262-644-8418

This computer program was
created by
Bradley J. Schaefer

Copyright 2002

It is illegal to duplicate, reproduce, or alter this
computer program
All rights reserved